

Hinges & Hanger Bolts

WELDING HINGE HEAVY DUTY



WHR
3-1/2" x 2-1/4"
200 pcs/box
13 Ga 65 Lbs




WH303
3" x 3"
100 pcs/box
11 Ga 46 Lbs




WH404
4" x 4"
50 pcs/box
7 Ga 57 Lbs




WH505
5" x 5"
24 pcs/box
7 Ga 42 Lbs



WH606
6" x 6"
6 Ga 42 Lbs
16 pcs/box




Spring Hinge
3-1/2" x 3-1/2"
4" x 4"
11 Ga 40 Lbs
24 pairs/box
UL Listed



BH5A
R 5/8"
L: 4-3/8"
40 pcs/box
58 Lbs

BH7A
R 3/4"
L: 6-3/4"
10 pcs/box
30 Lbs

BARREL HINGE ADJUSTABLE



HANGER BOLT

JB12 R 1/2"

JB58 R 5/8"



BAT WING HINGE

BWM
200 pcs/box
34 Lbs



BWF BWF58
Hole: 1/2" Hole: 5/8"
200 pcs/box 25 Lbs
22 Lbs 200 pcs/box

BALL BEARING HINGE



BH2
5/8" x 2"
200 /box
35 Lbs



BH3
3/4" x 3"
100 /box
33 Lbs



BB5
1"x5"
40 pcs /box
33 Lbs



BH5
1"x5"
40 pcs/box
56 Lbs



BB6
1-1/4"x6"
20 pcs/box
52 Lbs



BH7
1-1/4"x7"
16 pcs/box
70 Lbs



BH9
2"x9"
6 pcs/box
46.2 Lbs



STEEL WELD-ON HINGE

HS-107
Ø 1"x7" 42 Lbs
30 pcs/box
HS-347
Ø 3/4"x7" 30 Lbs
30 pcs/box



DECORATIVE HINGE

BHR25 BHR30
Ø 1"x6-1/2" Ø 1-3/16"x8"
50 pcs/box 25 pcs/box

BHR355
Ø 5/8"x3-1/2"
100 pcs/box



DECORATIVE HINGE

BHR30s
Ø 1-3/16"x5-1/2"
50 pcs/box



TEARDROP HINGE

HS-12 Ø 1/2"x3"
HS-58 Ø 5/8"x4-3/4"
HS-34 Ø 3/4"x5-1/2"
HS-78 Ø 7/8"x6"



RECTANGULAR BALL BEARING HINGE ALLOY STEEL AXLE

BHP6
1-1/4"W x1-1/2"D x 6-1/4"H
3" Gap 6.2 Lbs.
Capacity: 2000 Lbs/Pair