

Welding Hinges, Tabs & Foot Plates

WELDING HINGE HEAVY DUTY



WHR
3-1/2" x 2-1/4"
200 pcs/box
13 Ga 65 Lbs



WH303
3" x 3"
100 pcs/box
11 Ga 46 Lbs



WH404
4" x 4"
50 pcs/box
7 Ga 57 Lbs




WH505
5" x 5"
24 pcs/box
7 Ga 42 Lbs



WH606 6 Ga
6" x 6" 16 pcs/box
42 Lbs




SPRING HINGE
3-1/2" x 3-1/2"
4" x 4"
48 pcs/box 40 Lbs
11 Ga



BH5A R 5/8"
L: 4-3/8"
40 pcs/box
58 Lbs

BH7A R 3/4"
L: 6-3/4"
10 pcs/box
30 Lbs



JB12 R 1/2"
JB58 R 5/8"
HANGER BOLT



BWM
200 pcs/box
34 Lbs



BWF Hole: 1/2"
200 pcs/box
22 Lbs

BWF58 Hole: 5/8"
200 pcs/box
25 Lbs

BARREL HINGE ADJUSTABLE

BALL BEARING HINGE

BARREL HINGE



BH2
5/8" x 2"
200 pcs/box
35 Lbs



BH3
3/4" x 3"
100 pcs/box
33 Lbs



BB5
1" x 5"
40 pcs/box
33 Lbs



BH5
1" x 5"
40 pcs/box
56 Lbs



BB6
1-1/4" x 6"
20 pcs/box
52 Lbs



BH7
1-1/4" x 7"
20 pcs/box
70 Lbs



BH9
2" x 9"
6 pcs/box
46.2 Lbs



BHR25
Ø 1" x 6-1/2"
50 pcs/box



BHR30
Ø 1-3/16" x 8"
25 pcs/box



HS-58
Ø 5/8" x 4-3/4"


HS-34
Ø 3/4" x 5-1/2"

HS-78
Ø 7/8" x 6"



HS-12
Ø 1/2" x 3"

BASE PLATE



RC43
50 pcs/box
Hole: 7/16"
18 Lbs

RC44
Hole: 7/16"
30 pcs/box
22 Lbs

RC45
Hole: 1/2"
25 pcs/box
39 Lbs

RC46
Hole: 1/2"
20 pcs/box
46 Lbs

RC48
Hole: 5/8"
6 pcs/box
45 Lbs

RC48S
Hole: 5/8"
8 pcs/box
43 Lbs
5/16"

WELDING TAB



10 Ga
RC2
1" x 2-1/2"
HOLE: 3/8"
200 pcs/box
16.5 Lbs



10 Ga
RC2S
1" x 2"
HOLE: 3/8"
300 pcs/box
20 Lbs



10 Ga
RC3
1" x 1-1/2"
HOLE: 3/8"
400 pcs/box
22 Lbs



8 Ga
RC5
1-1/2" x 3-7/8"
HOLE: 3/8"
100 pcs/box
22.5 Lbs



9 Ga
SRB112
Sq. 1-1/2" x 4"
100 pcs/box
53 Lbs



9 Ga
RC6
1-1/2" x 3"
HOLE: 3/8"
150 pcs/box
28 Lbs



9 Ga
RC7S
1" x 1-1/2" x 2"
HOLE: 3/8"
180 pcs/box
20 Lbs



9 Ga
RC7L
1" x 1-1/2" x 3"
HOLE: 3/8"
120 pcs/box
21 Lbs



9 Ga
RC8S
1-1/2" x 1-1/2"
HOLE: 3/8"
120 pcs/box
19 Lbs



8 Ga
RC8L
1-1/2" x 3"
HOLE: 3/8"
80 pcs/box
23 Lbs



12 Ga
RC1S
1" x 2-1/2"
HOLE: 3/8"
230 pcs/box
20 Lbs



12 Ga
RC1L
1" x 3"
HOLE: 3/8"
200 pcs/box
20 Lbs